



# fDi Intelligence x University of Amsterdam fDi Markets database

2<sup>nd</sup> October 2023

## FT Group

The Financial Times (FT) Group, a part of [Nikkei Inc.](#), provides a broad range of business information, news and services, recognised internationally for its authority, integrity and accuracy. The [FT Group](#) includes the **fDi** Intelligence portfolio of products and services. Specialising in all areas relating to foreign direct investment and investment promotion.

**fDi Intelligence** provides the world's most comprehensive offering of services related to foreign direct investment.



We help investment promotion agencies, economic development organisations and other governmental bodies attract inward investment.



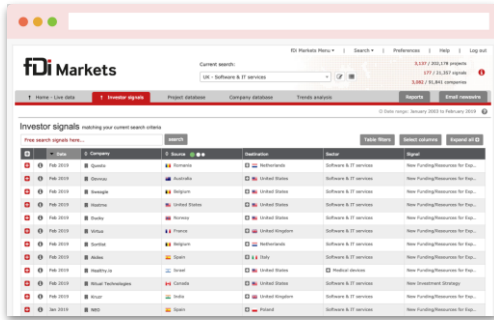
We help companies and their advisers make informed site selection decisions.



Industry professionals of all types follow our news, data trends and analysis.

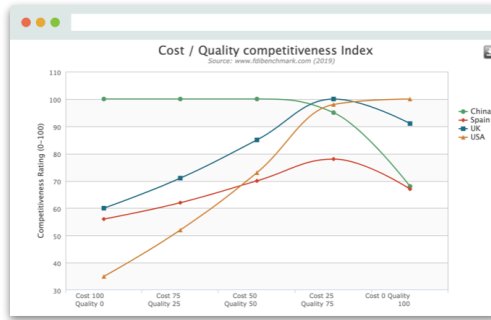
# Our core services

## fDi Markets



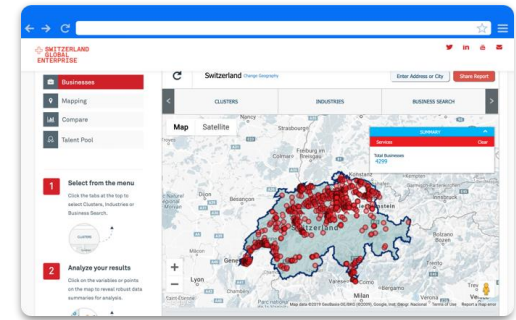
FDI trends and lead generation tool

## fDi Benchmark



Location competitiveness benchmarking tool

## GIS Planning



Location analysis web tool

## fDi Magazine



Sponsorship opportunities in our publication reporting on the business of globalisation

## fDi On Location



In-house video production promoting investment destinations worldwide

## fDi Events



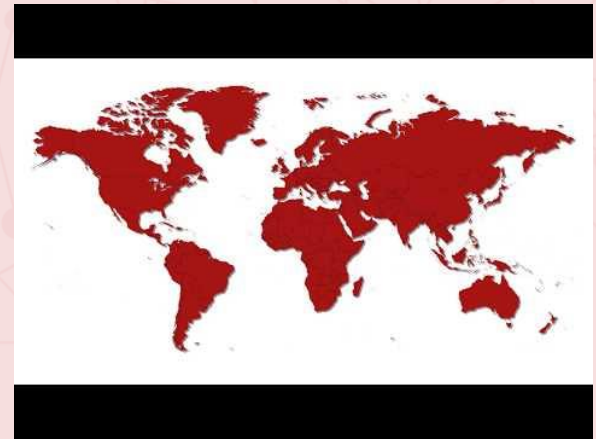
Conferences arm providing tailored events and investor roundtables

# Smart decisions on crossborder investment

**fDi** Markets is the leading online global database of foreign direct investment (FDI) information.

The service provides real-time monitoring of investment projects, capital investment and job creation with powerful tools to track and profile companies investing overseas.

[Video: Introduction to fDi Markets](#)



## Tracking FDI since 2003

Since 2003, **fDi** Markets has tracked over \$10 trillion of investments globally from over 100,000 companies.

At the click of a button, the database can be used to generate reports for inward or outward FDI of a region, country, state or city. Likewise, it is possible to profile investors and download customised company reports. The motives and determinants for investment projects are also recorded.

**fDi Markets is accessible online to subscribers with a login.**



**Total capex  
+\$10tn**



**Total companies  
+100,000**

## A subscription to **fDi** Markets includes

- ✓ Access to the lead generation tool, Investor Signals (see Investor Signals slide)
- ✓ Unlimited access to the online analysis and reporting tools to navigate the database of over **300,000 FDI project** records, dating back to 2003
- ✓ Downloads of online reports
- ✓ Saved searches
- ✓ Access to the investment Newswire, delivering real-time news alerts on your area/s of interest directly to your inbox
- ✓ Customised training sessions
- ✓ Ongoing customer support from a designated Account Manager



# Creating searches

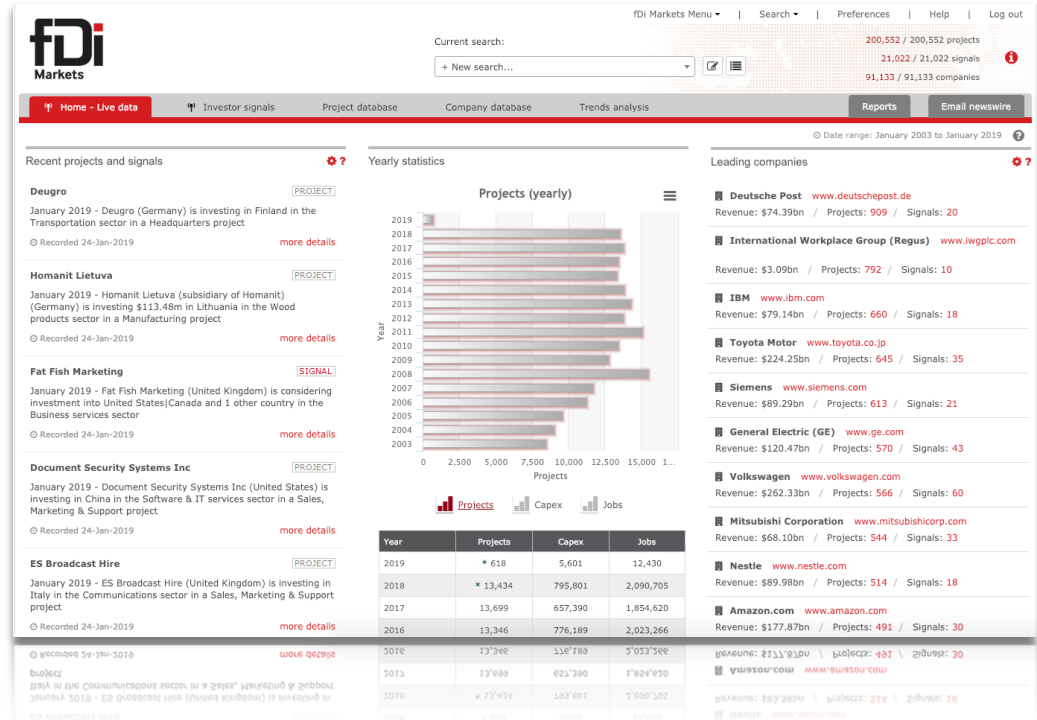
Create searches in **fDi** Markets by: source markets; destination markets; industries; relocations; companies; company revenue; date-range; investment/jobs; project type; keyword; Investor Signal type

The screenshot displays the fDi Markets website interface for creating a new search. At the top, the fDi Markets logo is on the left, and navigation links for 'fDi Markets Menu', 'Search', 'Preferences', 'Help', and 'Log out' are on the right. A 'Current search:' section includes a '+ New search...' button and a search bar. Below this is a navigation bar with links for 'Home - Live data', 'Investor signals', 'Project database', 'Company database', and 'Trends analysis'. On the right side of the navigation bar, there are buttons for 'Reports' and 'Email newswire', along with a notification icon. The main content area is titled 'Create new search' and contains the instruction 'Select criteria to add to your search'. A dropdown menu is open, showing a list of search criteria: 'select criteria...' (checked), 'Source markets', 'Destination markets', 'Industries' (highlighted), 'Relocations', 'Companies', 'Company revenue', 'Date-range', 'Investment / Jobs', 'Project types', 'Keyword', and 'Investor signal type'. At the bottom of the page, there are links for 'Privacy policy' and 'Cookie policy', and a footer note 'A service from the Financial Times'.

# Homepage dashboard

The homepage provides real-time tracking of investment projects as they are announced – it also allows the subscribers to download a list of the leading investors by: sector; sub-sector; business activity and geography.

Subscribers can also quickly download reports on their market to inform senior management of trends.



The screenshot shows the FDI Markets homepage dashboard. At the top, there is a navigation bar with the FDI Markets logo, a search bar, and links for Home - Live data, Investor signals, Project database, Company database, Trends analysis, Reports, and Email newsletter. The current search results are displayed as 200,552 / 200,552 projects, 21,022 / 21,022 signals, and 91,133 / 91,133 companies.

The dashboard is divided into several sections:

- Recent projects and signals:** A list of recent projects and signals, including:
  - Deugro:** January 2019 - Deugro (Germany) is investing in Finland in the Transportation sector in a Headquarters project. Recorded 24-Jan-2019. [more details](#)
  - Homanit Lietuva:** January 2019 - Homanit Lietuva (subsidiary of Homanit) (Germany) is investing \$113.48m in Lithuania in the Wood products sector in a Manufacturing project. Recorded 24-Jan-2019. [more details](#)
  - Fat Fish Marketing:** January 2019 - Fat Fish Marketing (United Kingdom) is considering investment into United States/Canada and 1 other country in the Business services sector. Recorded 24-Jan-2019. [more details](#)
  - Document Security Systems Inc:** January 2019 - Document Security Systems Inc (United States) is investing in China in the Software & IT services sector in a Sales, Marketing & Support project. Recorded 24-Jan-2019. [more details](#)
  - ES Broadcast Hire:** January 2019 - ES Broadcast Hire (United Kingdom) is investing in Italy in the Communications sector in a Sales, Marketing & Support project. Recorded 24-Jan-2019. [more details](#)
- Yearly statistics:** A bar chart showing Projects (yearly) from 2003 to 2019. The x-axis represents the number of projects (0 to 15,000+), and the y-axis represents the year. A table below the chart provides data for the last five years:
 

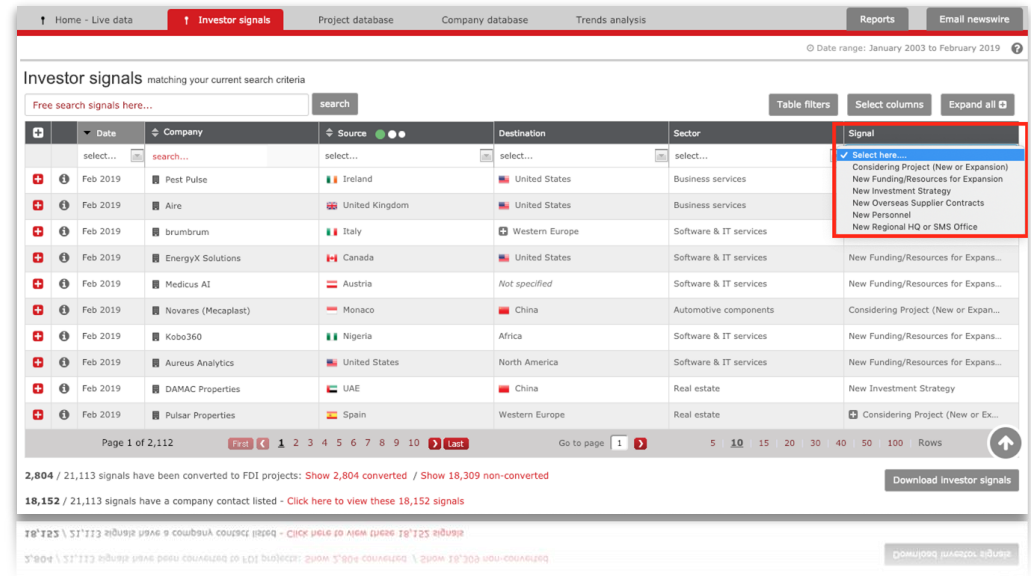
Year	Projects	Capex	Jobs
2019	* 618	5,601	12,430
2018	* 13,434	795,801	2,090,705
2017	13,699	657,390	1,854,620
2016	13,346	776,189	2,023,266
- Leading companies:** A list of leading companies with their revenue, projects, and signals:
  - Deutsche Post:** www.deutschepost.de. Revenue: \$74.39bn / Projects: 909 / Signals: 20
  - International Workplace Group (Regus):** www.iwgp.com. Revenue: \$3.09bn / Projects: 792 / Signals: 10
  - IBM:** www.ibm.com. Revenue: \$79.14bn / Projects: 660 / Signals: 18
  - Toyota Motor:** www.toyota.co.jp. Revenue: \$224.25bn / Projects: 645 / Signals: 35
  - Siemens:** www.siemens.com. Revenue: \$89.29bn / Projects: 613 / Signals: 21
  - General Electric (GE):** www.ge.com. Revenue: \$120.47bn / Projects: 570 / Signals: 43
  - Volkswagen:** www.volkswagen.com. Revenue: \$262.33bn / Projects: 566 / Signals: 60
  - Mitsubishi Corporation:** www.mitsubishicorp.com. Revenue: \$68.10bn / Projects: 544 / Signals: 33
  - Nestle:** www.nestle.com. Revenue: \$89.98bn / Projects: 514 / Signals: 18
  - Amazon.com:** www.amazon.com. Revenue: \$177.87bn / Projects: 491 / Signals: 30

# Investor Signals

Investor Signals is an optional premium component that allows subscribers to view companies who have intentions to invest before they have decided where.

Recording five types of signals:

- ✓ Considering project (new or expansion)
- ✓ New funding/resources for expansion
- ✓ New investment strategy
- ✓ New overseas supplier contracts
- ✓ New personnel
- ✓ New regional HQ or SMS office



The screenshot shows the 'Investor signals' section of a web application. The interface includes a navigation bar with 'Investor signals' selected, and a search bar with the text 'Free search signals here...'. Below the search bar is a table with columns: Date, Company, Source, Destination, Sector, and Signal. The table lists various investment signals from February 2019, including entries for Pest Pulse, Aire, brumbrum, EnergyX Solutions, Medicus AI, Novares (Mecaplast), Kobo360, Aureus Analytics, DAMAC Properties, and Pulsar Properties. A dropdown menu is open over the 'Signal' column, showing options: 'Select here...', 'Considering Project (New or Expansion)', 'New Funding/Resources for Expansion', 'New Investment Strategy', 'New Overseas Supplier Contracts', 'New Personnel', and 'New Regional HQ or SMS Office'. The table also includes pagination controls and summary statistics at the bottom.

Date	Company	Source	Destination	Sector	Signal
Feb 2019	Pest Pulse	Ireland	United States	Business services	Considering Project (New or Expansion)
Feb 2019	Aire	United Kingdom	United States	Business services	New Funding/Resources for Expansion
Feb 2019	brumbrum	Italy	Western Europe	Software & IT services	New Investment Strategy
Feb 2019	EnergyX Solutions	Canada	United States	Software & IT services	New Overseas Supplier Contracts
Feb 2019	Medicus AI	Austria	Not specified	Software & IT services	New Personnel
Feb 2019	Novares (Mecaplast)	Monaco	China	Automotive components	New Regional HQ or SMS Office
Feb 2019	Kobo360	Nigeria	Africa	Software & IT services	Considering Project (New or Expansion)
Feb 2019	Aureus Analytics	United States	North America	Software & IT services	New Funding/Resources for Expansion
Feb 2019	DAMAC Properties	UAE	China	Real estate	New Investment Strategy
Feb 2019	Pulsar Properties	Spain	Western Europe	Real estate	Considering Project (New or Expansion)

# Project database

The project database provides information on investment projects worldwide including:

- ✓ Source market
- ✓ Destination market
- ✓ Sector
- ✓ Sub sector
- ✓ Business activity
- ✓ Number of jobs created
- ✓ Capital expenditure
- ✓ Number of projects

Home - Live data | Investor signals | **Project database** | Company database | Trends analysis | Reports | Email newsletter

Date range: January 2003 to December 2018

Projects matching your current search criteria

Search projects here...  search

Table filters | Select columns | Expand all

	Data	Company	Source	Dest	Sector	Activity	Capex	Jobs
	select...	search...	select...	select...	select...	select...		
+	Dec 2018	Boxmark Leather	Austria	Bosnia-Herzegovina	Textiles	Manufacturing	* \$9.00m	* 251
+	Dec 2018	Ivicom Consulting Zagreb	Austria	Bosnia-Herzegovina	Renewable energy	Electricity	\$70.15m	* 23
+	Nov 2018	Drogerie Markt (DM)	Germany	Bosnia-Herzegovina	Pharmaceuticals	Logistics, Distribution & Tra...	* \$12.70m	* 156
+	Sep 2018	Cosco	China	Bosnia-Herzegovina	Transportation	Sales, Marketing & Support	* \$24.20m	* 11
+	Aug 2018	Hi Kabelkonfektionierun...	Germany	Bosnia-Herzegovina	Electronic components	Manufacturing	* \$9.80m	100
+	Aug 2018	Podravka	Croatia	Bosnia-Herzegovina	Food & tobacco	Manufacturing	* \$15.90m	* 163
+	Jul 2018	Ericsson Nikola Tesla	Sweden	Bosnia-Herzegovina	Communications	Sales, Marketing & Support	* \$4.60m	* 52
+	Jul 2018	Henkel Adhezivi	Germany	Bosnia-Herzegovina	Chemicals	Manufacturing	* \$9.20m	* 78
+	Jun 2018	Calzedonia	Italy	Bosnia-Herzegovina	Textiles	Manufacturing	\$29.49m	900
+	Jun 2018	Hennes & Mauritz (H&M)	Sweden	Bosnia-Herzegovina	Textiles	Sales, Marketing & Support	* \$0.90m	* 13

Page 1 of 31 | First | 1 | 2 | 3 | 4 | 5 | 6 | 7 | 8 | 9 | 10 | Last | Go to page | 1 | 5 | 10 | 15 | 20 | 30 | 40 | 50 | 100 | Rows

Active table filters: Bosnia-Herzegovina [303 projects] | Remove all filters

19 / 303 projects have an investment motive cited - [Click here to view these 19 projects](#)

79 / 303 projects have a company contact listed - [Click here to view these 79 projects](#)

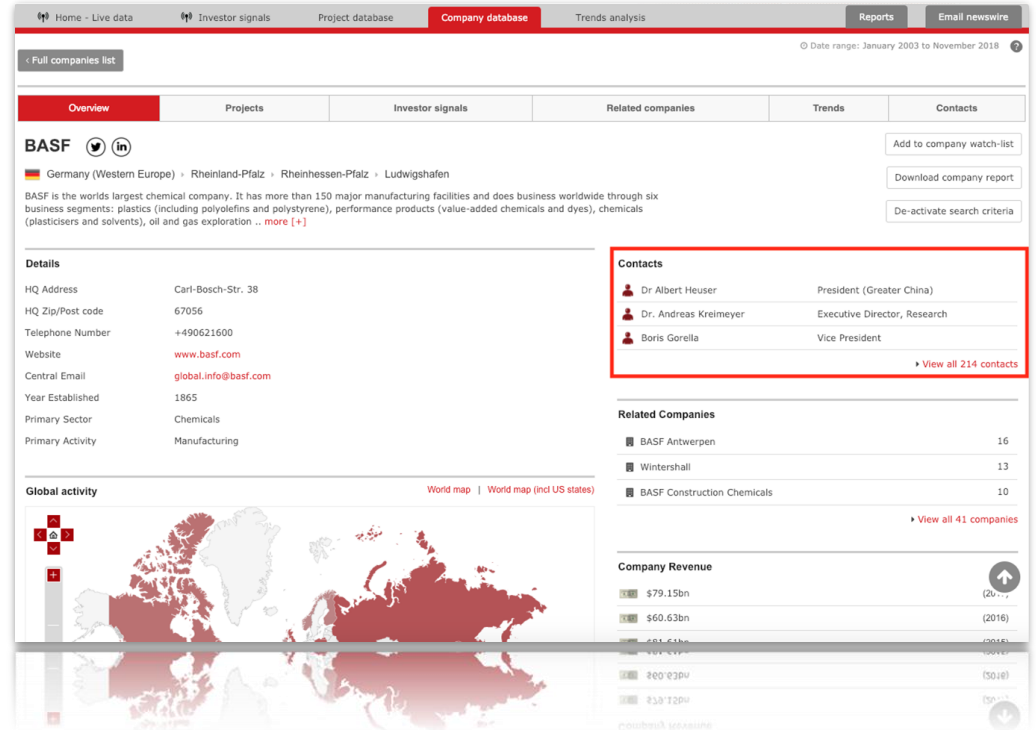
Download projects

\* Includes estim.

# Profile companies

fDi Markets is the only resource providing detailed analysis of company's overseas investment projects. Tracking over 100,000 companies covering all sectors and sub-sectors.

Identify key personnel to contact – with all projects we are tracking, we aim to record the name of the person and contact details associated with the project – saving you time in identifying senior level management to contact.





Home - Live data | Investor signals | Project database | **Company database** | Trends analysis | Reports | Email newswire

© Date range: January 2003 to November 2018

Full companies list

Overview	Projects	Investor signals	Related companies	Trends	Contacts
----------	----------	------------------	-------------------	--------	----------

**BASF**  




Germany (Western Europe) > Rheinland-Pfalz > Rheinhessen-Pfalz > Ludwigshafen

BASF is the worlds largest chemical company. It has more than 150 major manufacturing facilities and does business worldwide through six business segments: plastics (including polyolefins and polystyrene), performance products (value-added chemicals and dyes), chemicals (plasticisers and solvents), oil and gas exploration .. [more \(+\)](#)

**Details**

HQ Address	Carl-Bosch-Str. 38
HQ Zip/Post code	67056
Telephone Number	+490621600
Website	<a href="http://www.basf.com">www.basf.com</a>
Central Email	<a href="mailto:global.info@basf.com">global.info@basf.com</a>
Year Established	1865
Primary Sector	Chemicals
Primary Activity	Manufacturing




**Contacts**

	Dr Albert Heuser	President (Greater China)
	Dr. Andreas Kreimeyer	Executive Director, Research
	Boris Gorella	Vice President

[View all 214 contacts](#)






**Global activity** [World map](#) | [World map \(incl US states\)](#)

**Related Companies**

	BASF Antwerpen	16
	Wintershall	13
	BASF Construction Chemicals	10

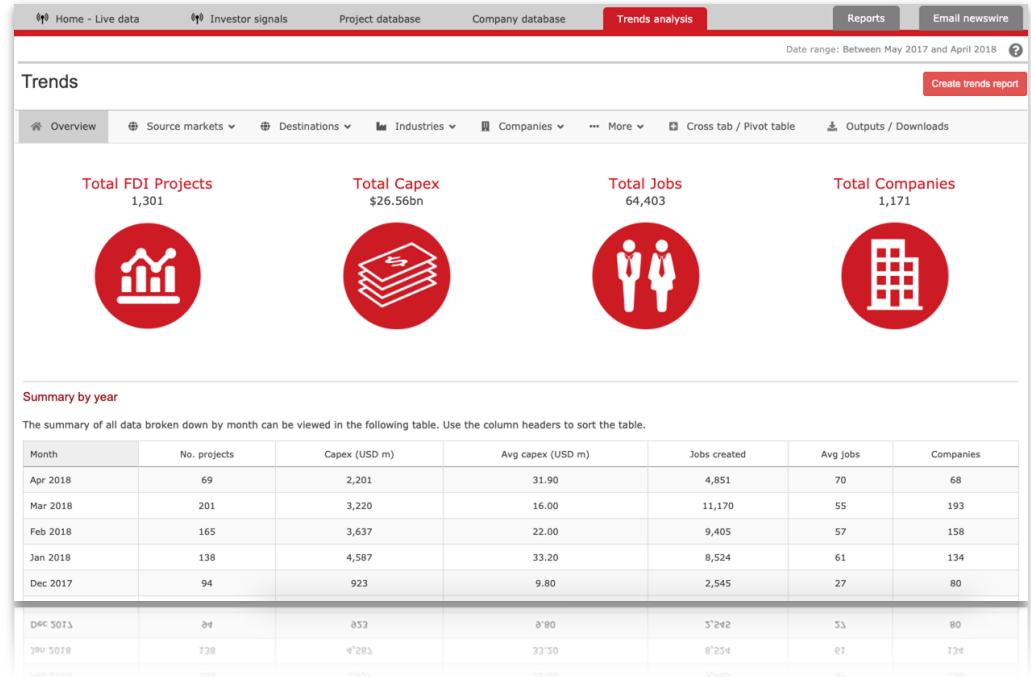
[View all 41 companies](#)

**Company Revenue**

	\$79.15bn	(2015)
	\$60.63bn	(2016)
	\$51.61bn	(2017)
	\$40.23bn	(2018)
	\$33.12bn	(2019)

# Spot sector and market opportunities

fDi Markets allows subscribers to conduct in-depth analysis. You can also clearly view motives being cited by the key contacts when selecting locations.





# fDi Markets subscription

**Option 1:** One-year access to fDi Markets Premium 1 user = EUR 11 655

**Option 2:** One-year access to fDi Markets Library (university) 3 concurrent licences = EUR 9 660

**Option 3:** One-year access to fDi Markets Customised 1 user – FDI in Manufacturing only = EUR 6 000

*All prices displayed exclude VAT and are **valid until 2<sup>ND</sup> November 2023**. The purchase of a licence is inclusive of extensive online training to encourage users to use the tool effectively.*

Thank you for taking the time to read this presentation. Should you have any questions, please contact me.

**Sarah Russis**

VP Sales

T + 44 (0)20 7775 6016

[sarah.russis@ft.com](mailto:sarah.russis@ft.com)

<https://www.fdiintelligence.com/>